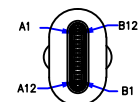
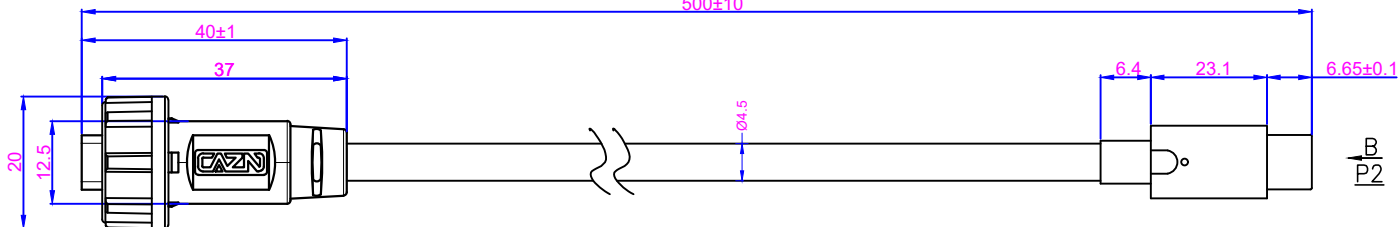
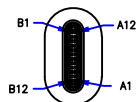
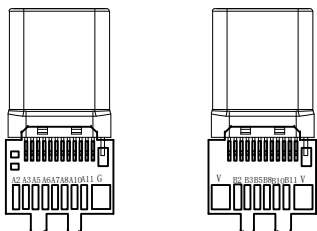


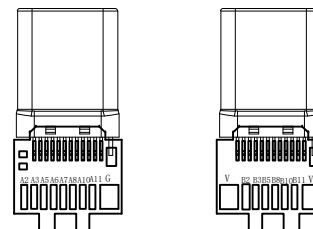
VIEW A



VIEW B



TYPE C3.1 Welding View



TYPE C3.1 Welding View

Pin Assignment		
P1	Wire Color	P2
A4	Red	A4
A9		A9
B4		B4
B9		B9
A1	Black	A1
A12		A12
B1		B1
B12		B12
Shell		Shell
A5	violet	A5
A6	Green	A6
A7	White	A7
A8	Orange	B8
B8	Blue	A8
A2	Yellow	B11
A3	Green	B10
B10	Blue	A3
B11	Black	A2
B2	Orange	A11
B3	Brown	A10
A10	White	B3
A11	Red	B2
Shell	Shield Braid	Shell

Stranded wire  
Stranded wire  
Stranded wire  
Stranded wire

Matters needing attention in production

Connector General Specifications	
Wire specifications	32/24AWG
Contact quantity	9
Temperature range	-40°C~+80°C
Flame retardant grade	UL94-V0
Degree of protection	IP67
Withstand voltage	≥AC1000V/1min
Rated current	1.5A
Contact resistance	≤30 mΩ
Insulation resistance	≥100MΩ DC500V

深圳市正成电气有限公司  
受控文件

1 Custom twisted cord TYPE-C3.1 male plug to TYPE-C3.1 male plug, harness total length L = 0.5m (including connectors) , TYPE-C , use TYPE-C3.1 CM and TYPE-C3.1 CM, cable using NOUL (7/0.08TC\*FMPE0.58\*1P+D7/0.08TC+AL+MY)\*4P+7/0.08TC\*HDPE0.45\*1P+7/0.08TC\* HDPE0.45\*4C+7/0.20TC\*HDPE0.9\*2C+AL+7/0.12BC+B16\*6/0.8TC OD:4.8MM PVC, wiring definition: A4/A9/B4/B9-red-A4/A9/B4/B9, 外壳/A1/A12/B1/B12-black-A1/A12/B1/B12/外壳, A5-violet-A5, A6-green-A6, A7-white-A7, A8-orange-B8, B8-blue-A8, A2-yellow-B11, A3-green-B10, B10-blue-A3, B11-black-A2, B2-orange-A11, A10-white-B3, A11-red-B2, shell-shell-weave shield, we offer an E10 threaded connection nut and an E10TP waterproof gasket Φ14-8.4-2.7-1.2(2WF-E10 C31-TA-M-C31-A-M-0.5M)

No.	Specification	Unit	Q'ty
-----	---------------	------	------

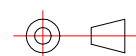
Statement: Please confirm and return the drawings within 2 working days. If the drawings are not returned after the expiration date, the default is that you have been confirmed to be qualified.

Business confirmation

Customer	DWN NO	DATE	DWN	APVD
P/N		2023-12-14	Junming. Hu	
Product Name		UNIT: mm	Size:A4	

RoHS

GENERAL TOLERANCE (UNLESS SPECIFIED)	≤10	±0.1	DWN	CHK	APVD	TITLE E10 C31-TA-M/C31-A-M-0.5M
	<10~≤20	±0.2				
	<20~≤50	±0.5				
Angle	±3'		UNIT	REV	PART NO	
THIRD ANGLE	MM		MM	A		
	A4		SIZE	SHEET	DRAWING NO	
			A4	1 OF 1	2CA2-E10 C31-TA-M/C31-A-M-0.5M	



THIRD ANGLE